



Nelson Primary School
Inspiring Ambition, Achieving Success
Weekly Homework Tasks

Key Stage 2 Year 4

W/C 27.11.17

Homework books **must be in school on Monday** and it will be returned on Tuesday

Reading

Please read aloud to an adult every day. Write a summary of what you have read or discuss the story with an adult. Please record in your reading record book the pages that you have read each day. **Remember to bring your book and reading record to school every day.** Please visit Nelson School Library or East Ham Library for your reading wristband books.

Maths - NEW TARGET

Please practise your **Maths facts:** ready for your **test on Friday.**

Sums and differences of multiples of 10 up to 100

This is about knowing all the pairs of numbers that can be added together to make 100, e.g.

$$63 + 37 = 100$$

$$25 + 75 = 100$$

This is really useful when you need to work out change from £1.

You could:

Ask: What must you add to 62p to make £1?

Ask: I cut 35 cm off a 1m long piece of string. How much is left?

Spelling –

- 1) You must **ensure you know the meaning of the word.** -use a dictionary to help you if you are unsure.
- 2) **Write a sentence for each of the words.** You can include more than one word in a sentence as long as it makes sense and shows that you understand the word.
- 3) **Practise and study all of the spelling words ready for the Weekly Spelling Test.**

Habitat
Environment
Predator
Prey
Consumer

Producer
Energy
Endangered
Extinct
dinosaur

To help you learn, every day you could draw a table to help you practise.



Nelson Primary School
Inspiring Ambition, Achieving Success
Weekly Homework Tasks

Key Stage 2 Year 4

W/C 27.11.17

Homework books **must be in school on Monday** and it will be returned on Tuesday

Amazing Facts about the Human Body

- Your heart beats around one hundred thousand times per day. This means that in one year it has pumped around three million litres of blood around your body.
- Your nose can tell the difference between one trillion different smells.
- The acid inside your stomach that helps you to digest food can actually dissolve metal.
- The smallest bone in the human body can be found inside the ear. It is called the stapes (or stirrup) bone and it is only around three millimetres long.
- Your nose and ears continue growing throughout your entire life.
- As well as having unique finger prints, all humans also have unique tongue prints!



Quick Questions

1. What do you think the word 'unique' means?

2. What are the two names for the smallest bone in the human body?

3. Give one reason why the author may have chosen to use bullet points to present this information.

4. Why do you think the author chose these particular facts?



Nelson Primary School
Inspiring Ambition, Achieving Success
Weekly Homework Tasks

Key Stage 2 Year 4

W/C 27.11.17

Homework books **must be in school on Monday** and it will be returned on Tuesday

Reading

Please read aloud to an adult every day. Write a summary of what you have read or discuss the story with an adult. Please record in your reading record book the pages that you have read each day. **Remember to bring your book and reading record to school every day.** Please visit Nelson School Library or East Ham Library for your reading wristband books.

Maths - NEW TARGET

Please practise your **Maths facts:** ready for your **test on Friday.**

Sums and differences of multiples of 10 up to 100

This is about knowing all the pairs of numbers that can be added together to make 100, e.g.

$$63 + 37 = 100$$

$$25 + 75 = 100$$

This is really useful when you need to work out change from £1.

You could:

Ask: What must you add to 62p to make £1?

Ask: I cut 35 cm off a 1m long piece of string. How much is left?

Spelling –

- 4) You must **ensure you know the meaning of the word.** -use a dictionary to help you if you are unsure.
- 5) **Write a sentence for each of the words.** You can include more than one word in a sentence as long as it makes sense and shows that you understand the word.
- 6) **Practise and study all of the spelling words ready for the Weekly Spelling Test.** To help you learn, every day you could draw a table like below to help you practise.

Look and read	Copy and cover	Spell and check	Spell and check
father			
grass			
class			
pass			
plant			
path			
bath			
hour			
move			
improve			



Nelson Primary School
Inspiring Ambition, Achieving Success
Weekly Homework Tasks

Key Stage 2 Year 4

W/C 27.11.17

Homework books **must be in school on Monday** and it will be returned on Tuesday

Reading

Please read aloud to an adult every day. Write a summary of what you have read or discuss the story with an adult. Please record in your reading record book the pages that you have read each day. **Remember to bring your book and reading record to school every day.** Please visit Nelson School Library or East Ham Library for your reading wristband books.

Here is an example – all the sides add to

1.	<table style="width: 100%; border-collapse: collapse;"> <tr><td style="border: 1px solid black; padding: 5px;">10</td></tr> <tr><td style="border: 1px solid black; padding: 5px;"> </td><td style="border: 1px solid black; padding: 5px;">2</td></tr> </table>	10		2	6.	<table style="width: 100%; border-collapse: collapse;"> <tr><td style="border: 1px solid black; padding: 5px;">10</td></tr> <tr><td style="border: 1px solid black; padding: 5px;"> </td><td style="border: 1px solid black; padding: 5px;">5</td></tr> </table>	10		5	3.	<table style="width: 100%; border-collapse: collapse;"> <tr><td style="border: 1px solid black; padding: 5px;">10</td></tr> <tr><td style="border: 1px solid black; padding: 5px;">1</td><td style="border: 1px solid black; padding: 5px;"> </td></tr> </table>	10	1		8.	<table style="width: 100%; border-collapse: collapse;"> <tr><td style="border: 1px solid black; padding: 5px;">10</td></tr> <tr><td style="border: 1px solid black; padding: 5px;">9</td><td style="border: 1px solid black; padding: 5px;"> </td></tr> </table>	10	9	
10																			
	2																		
10																			
	5																		
10																			
1																			
10																			
9																			
2.	<table style="width: 100%; border-collapse: collapse;"> <tr><td style="border: 1px solid black; padding: 5px;">10</td></tr> <tr><td style="border: 1px solid black; padding: 5px;">5</td><td style="border: 1px solid black; padding: 5px;"> </td></tr> </table>	10	5		7.	<table style="width: 100%; border-collapse: collapse;"> <tr><td style="border: 1px solid black; padding: 5px;">10</td></tr> <tr><td style="border: 1px solid black; padding: 5px;"> </td><td style="border: 1px solid black; padding: 5px;">7</td></tr> </table>	10		7	4.	<table style="width: 100%; border-collapse: collapse;"> <tr><td style="border: 1px solid black; padding: 5px;">10</td></tr> <tr><td style="border: 1px solid black; padding: 5px;"> </td><td style="border: 1px solid black; padding: 5px;">3</td></tr> </table>	10		3	9.	<table style="width: 100%; border-collapse: collapse;"> <tr><td style="border: 1px solid black; padding: 5px;">10</td></tr> <tr><td style="border: 1px solid black; padding: 5px;"> </td><td style="border: 1px solid black; padding: 5px;">8</td></tr> </table>	10		8
10																			
5																			
10																			
	7																		
10																			
	3																		
10																			
	8																		

Spelling –

- 7) You must **ensure you know the meaning of the word.** -use a dictionary to help you if you are unsure.
- 8) **Practise and study all of the spelling words ready for the Weekly Spelling Test.** To help you learn, every day you could draw a table like below to help you practise.

Look and read	Copy and cover	Spell and check	Spell and check
father			
grass			
class			
pass			
plant			
path			
bath			
hour			
move			
improve			








Nelson Primary School
Inspiring Ambition, Achieving Success
Weekly Homework Tasks

Key Stage 2 Year 4

W/C 27.11.17

Homework books **must be in school on Monday** and it will be returned on Tuesday



 <p>who?</p>	
 <p>what?</p>	
 <p>where?</p>	
 <p>when?</p>	
 <p>why?</p>	

Write a sentence in your homework book using the words you have collected.