



**Nelson Primary School**  
**Inspiring Ambition, Achieving Success**

**Weekly Homework Tasks**

**Key Stage 2 Year**

**4**

**w/c 15.10.18**

Homework books will be collected in on Monday and will be returned on Tuesday.

<b>Reading</b>	<p><b>Please read aloud to an adult every day.</b>  <b>If you do not have a reading record book record your reading here:</b></p>
<p align="center"><b>Maths</b>  <b>Please practise your RNR facts ready for your test on Friday.</b></p> <p><b>NEW TARGET!</b></p>	<p><b>Sums and differences of multiples of 10 up to 100</b>  <b>This is about being able to use all the multiples of 10 (10, 20, 30 ...) up to 100 in both addition and subtraction.</b></p> <p><b>You could:</b></p> <ul style="list-style-type: none"> <li>➤ <b>Ask: Add 80 and 30, tell me how you did it.</b></li> <li>➤ <b>Say: Tell me all the number pairs you know with multiples of 10 which make 90.</b></li> <li>➤ <b>Ask: What is the difference between 20 and 80?</b></li> <li>➤ <b>Say: Look at these multiples of 10.... Which pairs give a total of 100?</b></li> </ul> <p><b>0 10 20 30 40 50 60 70 80 90 100</b></p>

<h2 align="center" style="color: orange;">Black History Month</h2> <p>Black History Month happens every year in October in the UK and in February in America. It is a month when people can learn more about what happened in the past to black people and what black people have done through history that affects our lives today.</p> <p><b>When Did It Start and Why?</b>          It was started in 1926 by an African-American man called Carter G. Woodson, who was a writer and history expert. He is now known as 'The Father of Black History' because he started Black History Month. He knew that many history books had been written to only include what white people had done and he wanted people to know what black people had done in history too. This was important for black people so they know their own history and it was also important for white people to know that black people had also done some amazing things in the past.</p> <p><b>What Happens During Black History Month?</b>          In the UK in October, you might see special programmes or reports about black history and the achievements of black people on the television, radio, within newspapers and on the Internet. You might also see events happening in your local area such as concerts, films or celebrations. At school, you might have special lessons on famous black people or learn more about slavery or black musicians, athletes or actors from the past.</p>	<ol style="list-style-type: none"> <li>1. In what month does Black History Month happen in the US?</li> <li>2. What did Carter G Woodson do?</li> <li>3. In the 3<sup>rd</sup> paragraph the author uses the word famous – write a synonym for the word.</li> <li>4. In what year did Britain ban slavery?</li> </ol>
--	---

<b>Spellings</b> <b>Test on Monday</b>	<p>Write the spelling in your homework book.          Write a sentence that uses the word correctly.</p> <table border="1" style="width: 100%;"> <tr> <td style="width: 50%; padding: 5px;"> <b>mention</b>  <b>minute</b>  <b>natural</b>  <b>naughty</b>  <b>notice</b> </td> <td style="width: 50%; padding: 5px;"> <b>occasion</b>  <b>occasionally</b>  <b>often</b>  <b>opposite</b>  <b>ordinary</b> </td> </tr> </table>	<b>mention</b> <b>minute</b> <b>natural</b> <b>naughty</b> <b>notice</b>	<b>occasion</b> <b>occasionally</b> <b>often</b> <b>opposite</b> <b>ordinary</b>
<b>mention</b> <b>minute</b> <b>natural</b> <b>naughty</b> <b>notice</b>	<b>occasion</b> <b>occasionally</b> <b>often</b> <b>opposite</b> <b>ordinary</b>		



**Nelson Primary School**  
**Inspiring Ambition, Achieving Success**  
**Weekly Homework Tasks**

Key Stage 2 Year

4

w/c 15.10.18

Homework books will be collected in on Monday and will be returned on Tuesday.

<b>Reading</b>	Please read aloud to an adult every day. If you do not have a reading record book record your reading here:		
<b>Maths</b> Please practise your RNR facts ready for your test on Friday.  <b>NEW TARGET!</b>	<b>Sums and differences of multiples of 10 up to 100</b> This is about being able to use all the multiples of 10 (10, 20, 30 ...) up to 100 in both addition and subtraction. You could: <ul style="list-style-type: none"> <li>➤ <b>Ask:</b> Add 80 and 30, tell me how you did it.</li> <li>➤ <b>Say:</b> Tell me all the number pairs you know with multiples of 10 which make 90.</li> <li>➤ <b>Ask:</b> What is the difference between 20 and 80?</li> <li>➤ <b>Say:</b> Look at these multiples of 10.... Which pairs give a total of 100?</li> </ul> <b>0 10 20 30 40 50 60 70 80 90 100</b>		
<b>Spellings</b> <b>Test on Monday</b>	Write the spelling in your homework book. Look up the definition. Write a sentence that uses the word correctly.		
<b>Look and read</b>	<b>Copy and cover</b>	<b>Spell and check</b>	<b>Spell and check</b>
friend			
school			
put			
push			
no			
go			
so			
by			
my			
here			




Nelson Primary School  
Inspiring Ambition, Achieving Success  
Weekly Homework Tasks

Key Stage 2 Year

4

w/c 15.10.18

Homework books will be collected in on Monday and will be returned on Tuesday.






<b>Reading</b>	<b>Please read aloud to an adult every day. If you do not have a reading record book record your reading here:</b>
<b>Maths</b> Please practise your RNR facts ready for your test on Friday.	 <p>The grid contains nine robots, each with the number 10 on its chest and holding a balloon. The numbers on the balloons are arranged as follows:</p> <ul style="list-style-type: none"><li>Row 1: 5, 3, 8</li><li>Row 2: 4, 7, 9</li><li>Row 3: 6, 1, 2</li></ul>
<b>Spellings</b>	<b>Practise your spellings for a test on Monday.</b>

Look and read	Copy and cover	Spell and check	Spell and check
friend			
school			
put			
push			
no			
go			
so			
by			
my			
here			



William, Duke of Normandy feasting before the Battle of Hastings

Scene from the Bayeux Tapestry

 <p>who?</p>	
 <p>what?</p>	
 <p>where?</p>	
 <p>when?</p>	
 <p>why?</p>	

Write a sentence in your homework book using the words you have collected.