



Nelson Primary School
Inspiring Ambition, Achieving Success
Weekly Homework Tasks

Key Stage 2 Year 4

W/C 1.4.19

Homework books **must be in school on Monday** and it will be returned on Tuesday

Our topic next term will be London and why it is such a cool place to live, why not find out a bit about London to share with the class at the start of next term!

Please read aloud to an adult every day for about 15 minutes and ask the adult to sign in the table below. Remember, you need to understand what you are reading and be able to show this in your Accelerated Reader test. **Remember to bring your reading book to school every day.** Please visit Nelson School Library or East Ham Library for your books.

Monday	Tuesday	Wednesday	Thursday	Friday
Title:	Title:	Title:	Title:	Title:
Pages:	Pages:	Pages:	Pages:	Pages:

Maths

- 1) Practice for the RNR target set by your class teacher.
- 2) Complete the Mathletics homework set by your teacher online.

Spelling –

- 1) **Write a sentence for each of the new words.** You can include more than one word in a sentence as long as it makes sense and shows that you understand the word. You do not need to write a sentence for revision spellings.
- 2) **Practise and study all of the spelling words ready for the Weekly Spelling Test.**

New spellings		Revision spellings	
Workhouse	mudlark	sachet	processor
Barnardo	Refuge	softened	pulse
Orphan	Factories	yolk	resembles
Matron	Shillings	Celsius	yeast
Gruel	Ragged	Foam	dough

Workhouse Life

What Was a Workhouse?

A workhouse was a huge building which was built for very poor people who could not get a job, in Victorian times.

If the poor did not live in a workhouse, they would end up homeless or in prison!

Shameful

Living in a workhouse was the last thing people wanted to do. If a man had to enter a workhouse, his whole family had to go with him. It was thought to be shameful because it meant he could not look after his own family and he could not get a job.

Families in a Workhouse

The men, women, and children lived in different parts of the building. Children only spent a short amount of time each week with their parents. Most children in a workhouse were orphans, which means their parents had died.

Everyone slept in the same large room which was full of beds.

Children in Workhouses

Children had lessons in reading, writing, maths and religion.

Teachers were often cruel. Children were not supposed to be hit, but it has been reported that they were often hit with a ruler or stick in class.

Girls were taught how to sew, and some other skills that would help them become a maid when they left the workhouse at fourteen years old.

Jobs in the Workhouse

Work in a workhouse was meant to be very hard.

Men	stone breaking grinding corn chopping wood
Women	laundry cleaning scrubbing walls and floors

Most people, who lived in a workhouse, never left.

They were closed in 1930. The buildings were then used for hospitals and care homes.

Food

Food was bread and cheese, and sometimes meat. It was common to miss a meal if you did something wrong.



1. Who had to live in a workhouse?
2. Name one thing which might happen to someone who did not live in a workhouse when they needed to.
3. What did it mean if a man with a family had to live in a workhouse?
4. Why might someone in a workhouse have to miss a meal?



Nelson Primary School
Inspiring Ambition, Achieving Success
Weekly Homework Tasks

Key Stage 2 Year 4

W/C 1.4.19

Homework books **must be in school on Monday** and it will be returned on Tuesday

Our topic next term will be London and why it is such a cool place to live, why not find out a bit about London to share with the class at the start of next term!

Please read aloud to an adult every day for about 15 minutes and ask the adult to sign in the table below. Remember, you need to understand what you are reading and be able to show this in your Accelerated Reader test. **Remember to bring your reading book to school every day.** Please visit Nelson School Library or East Ham Library for your books.

Monday	Tuesday	Wednesday	Thursday	Friday
Title:	Title:	Title:	Title:	Title:
Pages:	Pages:	Pages:	Pages:	Pages:

Maths

- 1) Practice for the RNR target set by your class teacher.
- 2) Complete the Mathletics homework set by your teacher online.

Who Was Florence Nightingale?

Florence was born 12th May 1820. She became a very famous nurse who changed how hospitals were run forever.

What Did She Do?

A war started and Florence went to look after the soldiers who had been hurt. Hospitals weren't very nice places in those days. They were dirty and filthy with poor food and not enough medicine. Florence wanted to make things better. She helped save lives by making the nurses wash their hands, keep the hospitals clean and serve better food.

Did You Know?

Florence was called 'The Lady with the Lamp'.



1. What was Florence Nightingale's job?

2. Can you find two words used to describe what the hospitals were like?

_____ and _____

3. Why do you think Florence was called 'The Lady with the Lamp'?

4. Number these sentences 1-3 to show the order these events happened.

- Florence made the hospitals better.
- Florence went to help soldiers who had been hurt in the war.
- Hospitals were very dirty and Florence wanted to make them better.

Spellings:

- 1) **Write a sentence for each of the new words.** You can include more than one word in a sentence as long as it makes sense and shows that you understand the word. You do not need to write a sentence for revision spellings.
- 2) **Practise and study all of the spelling words ready for the Weekly Spelling Test.**

New spellings		Revision spellings	
hospital	lamp	Plate	flower
nurse	lady	Cup	Yellow
dirty	war	Bun	brown
food	hands	butter	White
wash	lives	table	Cross



Nelson Primary School
Inspiring Ambition, Achieving Success
Weekly Homework Tasks

Key Stage 2 Year 4

W/C 1.4.19

Homework books **must be in school on Monday** and it will be returned on Tuesday

Reading

Please read aloud to an adult every day. Write a summary of what you have read or discuss the story with an adult. Please record in your reading record book the pages that you have read each day. **Remember to bring your book and reading record to school every day.** Please visit Nelson School Library or East Ham Library for your reading wristband books.

_____, 16, 14, 12	_____, 16, 14, 12	_____, 16, 14, 12	_____, 16, 14, 12
8, 6, 4, 2, _____	8, 6, 4, 2, _____	8, 6, 4, 2, _____	8, 6, 4, 2, _____
14, 12, _____, 8, 6	14, 12, _____, 8, 6	14, 12, _____, 8, 6	14, 12, _____, 8, 6
_____, 14, 12, 10	_____, 14, 12, 10	_____, 14, 12, 10	_____, 14, 12, 10
12, 10, 8, _____, 4	12, 10, 8, _____, 4	12, 10, 8, _____, 4	12, 10, 8, _____, 4






Spelling –

- **Practise and study all of the spelling words ready for the Weekly Spelling Test.** To help you learn, every day you could draw a table like below to help you practise.

Look and read	Copy and cover	Spell and check	Spell and check
Water			
River			
Bridge			
Big			
Ben			
Boat			
Clock			
City			
London			
sky			



The River Thames

 who?	
 what?	
 where?	
 when?	
 why?	

Write in full sentences.