



Nelson Primary School
Inspiring Ambition, Achieving Success
Weekly Homework Tasks

Key Stage 2 Year 4

W/C 25.3.19

Homework books **must be in school on Monday** and it will be returned on Tuesday

Please read aloud to an adult every day for about 15 minutes and ask the adult to sign in the table below. Remember, you need to understand what you are reading and be able to show this in your Accelerated Reader test. **Remember to bring your reading book to school every day.** Please visit Nelson School Library or East Ham Library for your books.

Monday	Tuesday	Wednesday	Thursday	Friday
Title:	Title:	Title:	Title:	Title:
Pages:	Pages:	Pages:	Pages:	Pages:

Maths

1. Practice for the RNR target set by your class teacher.
2. Complete the Mathletics homework set by your teacher online.

Recipe for Hot Cross Buns

You will need:

- 3** • 175g mixed dried fruit
- 7** • A sachet of fast-action dried yeast
- 13** • 175g caster sugar
- 16** • 300ml warm semi-skimmed milk
- 20** • 600g strong white bread flour
- 25** • 75g softened, unsalted butter
- 29** • Mixed spice, cinnamon and nutmeg
- 34** • The yolk of one medium-sized egg



Method

- 41** • Preheat the oven to 230 degrees Celsius.
- 49** • Place the sachet of yeast into a jug with 15g of caster sugar. Pour 4 tablespoons of warm milk over it and leave it to foam for 5 minutes.
- 62**
- 72**
- 79** • In a food processor, pulse together the flour, sugar, spices and butter until it resembles breadcrumbs.
- 89**
- 96** • Pour in the yeast mixture with the remaining milk and stir until it becomes a sticky dough.
- 107**

Quick Questions



1. What temperature must the oven be preheated to?



2. Find and copy a word from the text which means the same as 'a small packet'.



3. Write a fifth step for the method.



4. Why do you think that the first step of the method is to preheat the oven?

Spelling –

- 1) **Write a sentence for each of the new words.** You can include more than one word in a sentence as long as it makes sense and shows that you understand the word. You do not need to write a sentence for revision spellings.
- 2) **Practise and study all of the spelling words ready for the Weekly Spelling Test.**

New spellings		Revision spellings	
sachet	processor	received	dusty
softened	pulse	imagined	shelf
yolk	resembles	magically	praying
Celsius	yeast	trapped	folded
Foam	dough	shrink	witches



Nelson Primary School
Inspiring Ambition, Achieving Success
Weekly Homework Tasks

Key Stage 2 Year 4

W/C 25.3.19

Homework books **must be in school on Monday** and it will be returned on Tuesday

Please read aloud to an adult every day for about 15 minutes and ask the adult to sign in the table below. Remember, you need to understand what you are reading and be able to show this in your Accelerated Reader test. **Remember to bring your reading book to school every day.** Please visit Nelson School Library or East Ham Library for your books.

Monday	Tuesday	Wednesday	Thursday	Friday
Title: Pages:	Title: Pages:	Title: Pages:	Title: Pages:	Title: Pages:

Maths

3. Practice for the RNR target set by your class teacher.
4. Complete the Mathletics homework set by your teacher online.

Spelling –

1. **Write a sentence for each of the words.** You can include more than one word in a sentence as long as it makes sense and shows that you understand the word.
2. **Practise and study all of the spelling words ready for the Weekly Spelling Test.** To help you learn, every day you could draw a table like below to help you practise.

New spellings		Revision spellings	
Plate	flower	candle	look
Cup	Yellow	small	table
Bun	brown	chair	book
butter	White	table	flame
table	Cross	surprise	stare



Nelson Primary School
Inspiring Ambition, Achieving Success
Weekly Homework Tasks

Key Stage 2 Year 4

W/C 25.3.19

Homework books **must be in school on Monday** and it will be returned on Tuesday

Reading

Please read aloud to an adult every day. Write a summary of what you have read or discuss the story with an adult. Please record in your reading record book the pages that you have read each day. **Remember to bring your book and reading record to school every day.** Please visit Nelson School Library or East Ham Library for your reading wristband books.

_____, 16, 14, 12	_____, 10, 12, 14, 16	2, 4, 6, _____
8, 6, 4, 2, _____	_____, 8, 10, 12, 14	8, 10, 12, _____
14, 12, _____, 8, 6	4, 6, _____, 10, 12	0, 2, 4, 6, 8, _____
_____, 14, 12, 10	10, 12, _____, 16, 18	10, 12, 14, _____
12, 10, 8, _____, 4	2, _____, 6, 8, 10	6, 8, 10, _____
	14, _____, 18, 20	_____, 4, 6, 8, 10





Spelling –

- You must **ensure you know the meaning of the word**. -use a dictionary to help you if you are unsure.
- **Practise and study all of the spelling words ready for the Weekly Spelling Test.** To help you learn, every day you could draw a table like below to help you practise.

Look and read	Copy and cover	Spell and check	Spell and check
Plate			
Cup			
Bun			
butter			
table			
flower			
Yellow			
brown			
White			
Cross			



Buttered hot cross buns

 <p>who?</p>	
 <p>what?</p>	
 <p>where?</p>	
 <p>when?</p>	
 <p>why?</p>	

Write in full sentences.