



Nelson Primary School
Inspiring Ambition, Achieving Success
 Weekly Homework Tasks

Key Stage 2 Year 4

W/C 21.5.18

Homework books **must be in school on Monday** and it will be returned on Tuesday

Reading

Please read aloud to an adult every day. Write a summary of what you have read or discuss the story with an adult. Please record in your reading record book the pages that you have read each day. **Remember to bring your book and reading record to school every day.** Please visit Nelson School Library or East Ham Library for your reading wristband books.

Maths

This is about knowing all the multiplication facts in the three times table. It is important that children can also use words other than 'times', e.g. lots of, multiplied by, sets of... etc.


















You could:

➤ Ask: What is the number before 30 in the 10x table?

Ask: What is the answer to 6x3? 8x3?

Speed test yourself.

In your book, write your own rapid number recall of 24 calculations

1 	2 	3 	4 	5 
20 	<div style="border: 1px dashed black; padding: 10px;"> <p>Label all the jobs or occupations of the people in the pictures.</p> <p>Put these occupations into alphabetical order.</p> <p>Which of these workers might you find in a school?</p> <p>Which workers might you find in a restaurant?</p> <p>Can you make a list of 5 other occupations not listed here?</p> <p>Look at picture number 15. What occupation does the lady have and what tools might she need to do her job?</p> <p>Choose 3 occupations to write a paragraph about explaining their jobs and describing their uniforms and tools.</p> <p>Make a list of people you would ask for help and why.</p> <p>Write a description of the role of number 14.</p> <p>How many of these jobs do you think could be voluntary?</p> </div>			6 
19 				7 
18 				8 
17 				9 
16 				10 
15 				14 

Spelling –

- 1) You must **ensure you know the meaning of the new words**. -use a dictionary to help you if you are unsure.
- 2) **Write a sentence for each of the new words**. You can include more than one word in a sentence as long as it makes sense and shows that you understand the word. You do not need to write a sentence for revision spellings.
- 3) **Practise and study all of the spelling words ready for the Weekly Spelling Test.**

New spellings		Revision spellings	
occupation	construction	morsel	earnings
voluntary	referee	poach	cracker
uniform	astronaut	morsel	invented
judge	electrician	siblings	expensive
waiter	business	leftovers	manage



Nelson Primary School
Inspiring Ambition, Achieving Success
Weekly Homework Tasks

Key Stage 2 Year 4

W/C 21.5.18

Homework books **must be in school on Monday** and it will be returned on Tuesday

Reading

Please read aloud to an adult every day. Write a summary of what you have read or discuss the story with an adult. Please record in your reading record book the pages that you have read each day. **Remember to bring your book and reading record to school every day.** Please visit Nelson School Library or East Ham Library for your reading wristband books.

Maths

This is about knowing all the multiplication facts in the three times table. It is important that children can also use words other than 'times', e.g. lots of, multiplied by, sets of... etc.

You could:

➤ Ask: What is the number before 30 in the 10x table?

Ask: What is the answer to 6x3? 8x3?

Speed test yourself. In your book, write your own rapid number recall of 24 calculations

A Space Adventure!

One day, Jacob and Oscar had a wonderful space adventure! They climbed into their rocket and shot off up into space. Jacob wanted to see aliens and monsters. Oscar wanted to discover a new planet.

After a bumpy journey, they landed on a rocky, purple planet and they climbed out to start to explore. Suddenly, Oscar saw some funny-looking footsteps. Being very brave, the boys decided to follow them. They walked and walked until they noticed something green and furry behind a huge space rock. What could it be?

Slowly, they walked up to take a peek...

1. What did Jacob hope to see in space?

2. Which adjective has the author used to show that the boys didn't have an easy trip into space?

Why were the boys 'being very brave'?

3. What do you think happened next?

Spelling –

- 4) You must **ensure you know the meaning of the word**. -use a dictionary to help you if you are unsure.
- 5) **Write a sentence for each of the words**. You can include more than one word in a sentence as long as it makes sense and shows that you understand the word.
- 6) **Practise and study all of the spelling words ready for the Weekly Spelling Test**. To help you learn, every day you could draw a table like below to help you practise.

New spellings		Revision spellings	
space	new	meat	forest
rocket	landed	eat	jaw
brave	huge	long	brain
follow	rock	planet	time
furry	start	river	huge



Nelson Primary School
Inspiring Ambition, Achieving Success
Weekly Homework Tasks

Key Stage 2 Year 4

W/C 21.5.18

Homework books **must be in school on Monday** and it will be returned on Tuesday

Reading

Please read aloud to an adult every day. Write a summary of what you have read or discuss the story with an adult. Please record in your reading record book the pages that you have read each day. **Remember to bring your book and reading record to school every day.** Please visit Nelson School Library or East Ham Library for your reading wristband books.

5, 10, 15, 20, _____	15, 20, _____, 30, 35	5, 10, 15, 20, _____	15, _____
20, 25, 30, 35, _____	30, 35, _____, 45, 50	20, 25, 30, 35, _____	30, _____
15, 20, 25, 30, _____	10, _____, 20, 25, 30	15, 20, 25, 30, _____	10, _____
25, 30, 35, 40, _____	0, 5, 10, 15, _____	25, 30, 35, 40, _____	0, 5, _____
35, 40, 45.	_____, 10, 15, 20, 25	35, 40, 45.	_____





Spelling –

- You must **ensure you know the meaning of the word**. -use a dictionary to help you if you are unsure.
- **Practise and study all of the spelling words ready for the Weekly Spelling Test.** To help you learn, every day you could draw a table like below to help you practise.

Look and read	Copy and cover	Spell and check	Spell and check
man			
woman			
desk			
blue			
chair			
floor			
door			
sit			
day			
work			



KPMG offices in London

 <p>who?</p>	
 <p>what?</p>	
 <p>where?</p>	
 <p>when?</p>	
 <p>why?</p>	

Write in full sentences.