



**Nelson Primary School**  
**Inspiring Ambition, Achieving Success**  
**Weekly Homework Tasks**

**Key Stage 2 Year 4**

**W/C 29.4.19**

Homework books **must be in school on Monday** and it will be returned on Tuesday

Please read aloud to an adult every day for about 15 minutes and ask the adult to sign in the table below. Remember, you need to understand what you are reading and be able to show this in your Accelerated Reader test. **Remember to bring your reading book to school every day.** Please visit Nelson School Library or East Ham Library for your books.

Monday	Tuesday	Wednesday	Thursday	Friday
Title:	Title:	Title:	Title:	Title:
Pages:	Pages:	Pages:	Pages:	Pages:

**Maths**

- 1) Practice for the RNR target set by your class teacher.
- 2) Complete the Mathletics homework set by your teacher online.

## Victorian Toys

6 Victorian toys were usually made from  
 13 wood, metal and paper. The toys that  
 19 Victorian children had depended on how  
 24 much money their family had.

30 Children from rich families had toys  
 36 like clockwork train sets, toy soldiers  
 42 and tea sets whereas children from  
 47 poorer families normally played with  
 52 home-made toys (e.g. peg dolls).



**57 To Make a Peg Doll:**

- 63 1. Paint the peg, including a face.
- 72 2. Cut out circular piece of fabric double the height  
82 of the peg. Cut a small hole in the middle.
- 91 3. Pull the fabric over the head of the peg,  
99 using a rubber band or piece of string  
105 to secure the fabric in place.
- 112 4. Use a pipe cleaner to create arms.
- 123 5. Cut wool for hair; glue the hair onto the doll's head.
- 129 6. Add beads and sequins for decoration.

1. Give two examples of toys that a child from a rich family might have?
2. Find two adverbs of frequency in the text.
3. Why do you think that poorer children played with home-made toys?
4. Why has the author used imperative verbs?

**Spelling –**

- 1) **Write a sentence for each of the new words.** You can include more than one word in a sentence as long as it makes sense and shows that you understand the word. You do not need to write a sentence for revision spellings.
- 2) **Practise and study all of the spelling words ready for the Weekly Spelling Test.**

New spellings		Revision spellings	
Victorian	sequins	steal out	wary
depended	decoration	fury	awed
clockwork	home-made	despondently	coal mine
whereas	imperative	refuge	cotton mill
normally	frequency	trudged	Chimney-sweep



**Nelson Primary School**  
**Inspiring Ambition, Achieving Success**  
**Weekly Homework Tasks**

**Key Stage 2 Year 4**

**W/C 29.4.19**

Homework books **must be in school on Monday** and it will be returned on Tuesday

Please read aloud to an adult every day for about 15 minutes and ask the adult to sign in the table below. Remember, you need to understand what you are reading and be able to show this in your Accelerated Reader test. **Remember to bring your reading book to school every day.** Please visit Nelson School Library or East Ham Library for your books.

Monday	Tuesday	Wednesday	Thursday	Friday
Title:	Title:	Title:	Title:	Title:
Pages:	Pages:	Pages:	Pages:	Pages:

**Maths**

1. Practice for the RNR target set by your class teacher.
2. Complete the Mathletics homework set by your teacher online.

Dear diary,

I got to the clinic at half past eight. My first job was to check on the animals who stayed in overnight. I took the temperature of a poorly dog, and was pleased to see she was much better.

It was a busy morning! I had a rabbit who needed his nails clipping, then a hamster who had a tummy ache and needed some medicine. After that I had a cat who needed an x-ray, a budgie who had a broken wing and a lizard with a sore leg. By lunchtime I was very tired!



1. What time did the vet get to the clinic?
2. Which word does the vet use to describe how they felt when they saw the dog was better?
3. What was the vet's **first** job?
4. Why do you think the vet was very tired by lunchtime?

**Spelling –**

1. You must **ensure you know the meaning of the word**. -use a dictionary to help you if you are unsure.
2. **Write a sentence for each of the words**. You can include more than one word in a sentence as long as it makes sense and shows that you understand the word.

New spellings		Revision spellings	
clinic	tummy ache	Busy	Friendly
animals	broken	High street	Uniforms
poorly	wing	Worried	Toys
busy	sore	Lollipop	Shopping
nails	check	Officer	Tight



**Nelson Primary School**  
**Inspiring Ambition, Achieving Success**  
**Weekly Homework Tasks**

**Key Stage 2 Year 4**

**W/C 29.4.19**

Homework books **must be in school on Monday** and it will be returned on Tuesday

Please read aloud to an adult every day for about 15 minutes and ask the adult to sign in the table below. Remember, you need to understand what you are reading and be able to show this in your Accelerated Reader test. **Remember to bring your reading book to school every day.** Please visit Nelson School Library or East Ham Library for your books.

Monday	Tuesday	Wednesday	Thursday	Friday
Title: Pages:	Title: Pages:	Title: Pages:	Title: Pages:	Title: Pages:

**Maths**

1. Practice for the RNR target set by your class teacher.
2. Complete the Mathletics homework set by your teacher online.






**Spelling –**

- You must **ensure you know the meaning of the word**. -use a dictionary to help you if you are unsure.
- **Practise and study all of the spelling words ready for the Weekly Spelling Test**. To help you learn, every day you could draw a table like below to help you practise.

Look and read	Copy and cover	Spell and check	Spell and check
cat			
road			
run			
boy			
girl			
man			
car			
sit			
wall			
dog			



A village green

 <p>who?</p>	
 <p>what?</p>	
 <p>where?</p>	
 <p>when?</p>	
 <p>why?</p>	

*Write in full sentences.*

## Electricity diary - How much energy do we use?

Electrical power lines come into your house or school through an electricity meter.

The energy company uses these meters to measure how much electricity has been used.

The meter measures electricity in units called kilowatt hours (kWh). Note: 1 kWh is equal to 1000 watts of electricity used for one hour.

- Remember electricity kills – never play with electricity.
- At home (WITH AN ADULT) take readings from the meter for a week and write the numbers in the table.
- If you can't take the readings every day, take one on the first day and the same day the following week.
- The number of units used each day will be that day's reading minus the reading the day before.

Day	Time	Reading (kWh)	Number of units used (kWh)
Day 1			
Day 2			
Day 3			
Day 4			
Day 5			
Day 6			
Day 7			
Day 8			
One week			

- Are there any big differences in the week?
- Can you explain why?