















Weekly Home Learning Tasks


W/C: 18. 5. 20







What you need	Don't forget to read every day and do some exercise. Try the Joe Wicks daily PE lesson or BBC supermovers						
Ingredients for making playdough	<p style="text-align: center;">Monday</p> <p style="text-align: center;">Maths – Making Playdough</p> <div data-bbox="526 873 1372 1825" style="text-align: center;"><table border="1" data-bbox="555 1120 1348 1377"><tr><td>2 cups Flour</td><td>1 cup of salt</td></tr><tr><td>2 cups warm water</td><td>4 tsp cream of tartar</td></tr><tr><td>Food colourings</td><td>2 Tbsp oil</td></tr></table><ol style="list-style-type: none">1 Mix all of the dry ingredients together followed by the water, oil, and finally the food colouring. Stir together until mixed.2 Ensure the mixture is scraped off the edges of the bowl before microwaving (otherwise those bits get all crunchy and ruin the texture of the play dough).3 Cook for 2 minutes on high in the microwave, then remove the crunchy edge and stir well (again ensuring the edges of the bowl are scraped clean).4 Microwave for another 2 minutes, remove the crunchy edge and allow to cool. When cool, knead into a ball and store in an air tight container.</div> <p style="text-align: center;">Use the Playdough to make numbers</p> <div data-bbox="726 1870 1173 1960" style="text-align: center;"></div> <p style="text-align: center;">Make your door number, birthdate and favourite number.</p>	2 cups Flour	1 cup of salt	2 cups warm water	4 tsp cream of tartar	Food colourings	2 Tbsp oil
2 cups Flour	1 cup of salt						
2 cups warm water	4 tsp cream of tartar						
Food colourings	2 Tbsp oil						







	Challenge: make the BIGGEST number you can think of!	
Telephone	Day 15 Wellbeing Challenge	Say something nice to everyone in your home today.
Reading book	Reading with an adult	<ul style="list-style-type: none"> • Read a book with an adult.
Cardboard box Things to decorate the box i.e. paint, pens and pencils, collage material	Project – Me in a Box 	Project – Me in a Box  Your task: <ul style="list-style-type: none"> • Find an empty cardboard box at home. • Decorate the box on the outside. Think about things that are special to YOU.
Sensory music - calming	Sensory Music	Sensory Music – Calming
	Tuesday	
Digit cards 0-9, sticky tape	Maths	Number on head game   Using the number cards you made last week, play a memory game: <ul style="list-style-type: none"> • Shuffle the number cards and place them in a pile face down. • Player 1 close their eyes! • Player 2 take a card and carefully stick it onto the forehead of player 1 using sticky tape. • Player one asks questions to help them guess what number is on their forehead. <p><i>Ideas for questions – is it smaller than 8? Is it bigger than 3? Is it 5?</i></p>

		<ul style="list-style-type: none"> After guessing correctly, swap and player 2 to guess the number. 						
Reading book	Reading with an adult	Read a book with an adult.						
	Picture comprehension	<p>Look at the picture and talk about what's happening. Answer these questions with an adult:</p>  <table border="1" data-bbox="654 985 1412 1176"> <tr> <td>Who is waving?</td> <td>Where have they been?</td> <td>What colour is the car?</td> </tr> <tr> <td>What will the boy do next?</td> <td>Who is in the car?</td> <td>How is the boy feeling?</td> </tr> </table>	Who is waving?	Where have they been?	What colour is the car?	What will the boy do next?	Who is in the car?	How is the boy feeling?
Who is waving?	Where have they been?	What colour is the car?						
What will the boy do next?	Who is in the car?	How is the boy feeling?						
Decorated box, objects to put in your box	Project – Me in a box	<p>Project – Me in a Box</p>  <ul style="list-style-type: none"> Search for things around your home that you can put into your box. Select things that are special to you. Put your chosen objects inside the box. You can glue, hang or just place the objects inside. 						
Pencil and book	Talking and writing	<p>Project – Me in a Box</p> <p>Talk to an adult about the object/s you chose to put in your box. Answer these questions when chatting:</p>  <p>What did you choose to put in your box?</p>						

		 <p>Why is it so special to you?</p> <p>Challenge: Write a sentence about one of the special objects or draw a picture.</p> <p>I put _____ into my box.</p> <p>It is special to me because _____ _____.</p>
	<p>Day 16 Wellbeing Challenge</p>	<p>Visit a virtual museum. Go online at: https://artsandculture.google.com/entity/hitoshige/m07hpgg?categoryid=artist</p>  <p>Look at the landscapes painted by Japanese artist Hiroshige. Do you like the colours? What can you see in the paintings?</p>
<p>Sensory – Uplifting Disney</p>	<p>Sensory Music</p>	<p>Sensory Music - Uplifting Disney</p>
<p><u>Wednesday</u></p>		
<p>Tape measure or ruler, pencil</p>	<p>Maths</p>	<p style="text-align: center;">Measuring your body</p>  <p>Task:</p> <ul style="list-style-type: none"> Ask an adult to help you to measure the length of your body parts. Write the measurement on the chart:

		<table border="1"> <thead> <tr> <th data-bbox="647 192 1121 237">Body part</th> <th data-bbox="1121 192 1490 237">length in cm</th> </tr> </thead> <tbody> <tr> <td data-bbox="647 237 1121 331">hand</td> <td data-bbox="1121 237 1490 331"></td> </tr> <tr> <td data-bbox="647 331 1121 425">foot</td> <td data-bbox="1121 331 1490 425"></td> </tr> <tr> <td data-bbox="647 425 1121 519">arm</td> <td data-bbox="1121 425 1490 519"></td> </tr> <tr> <td data-bbox="647 519 1121 613">leg</td> <td data-bbox="1121 519 1490 613"></td> </tr> <tr> <td data-bbox="647 613 1121 707">ear</td> <td data-bbox="1121 613 1490 707"></td> </tr> <tr> <td data-bbox="647 707 1121 792">head</td> <td data-bbox="1121 707 1490 792"></td> </tr> </tbody> </table>	Body part	length in cm	hand		foot		arm		leg		ear		head		
Body part	length in cm																
hand																	
foot																	
arm																	
leg																	
ear																	
head																	
Reading book	<p>Reading with an adult</p>	<p>Read a book with an adult. Talk about: Who is in the story. What they are doing. Where they are.</p> <div data-bbox="884 1025 1289 1167" style="text-align: center;"> </div>															
Playdough	<p>Project - Me in a Box</p> 	<p>Project – Me in a Box</p> <div data-bbox="919 1223 1257 1352" style="text-align: center;"> </div> <p>Get the playdough you made on Monday. Show an adult what you can do with the playdough– rolling, squashing, pinching and stretching.</p> <div data-bbox="676 1487 1522 1666" style="text-align: center;"> </div> <p>Task: Make an object wo put in your ‘Me in a Box’. It could be something you are interested in or enjoy - a character from a book or film, favourite food or toy.</p> <p>When you’ve finished, wrap the playdough up in clingfilm or put it in a sealed container, so you can use it again.</p>															

Social distancing story	Day 17 Wellbeing Challenge	Get an adult to read you the social story about social distancing. Talk about what it means and ask questions.
Sensory – Calming Disney	Sensory Music	Sensory Music – Calming Disney
Thursday		
Pencil and book	Maths & Writing 	SQUARE – describe a square. Find things in your home that are square shaped and draw & label them in your book. If you have catalogues, cut and stick things that are square in your book. How many square things can you find? Count them and write the number in your book. <div style="display: flex; justify-content: space-around; align-items: center;"> <div style="text-align: center;">  television </div> <div style="text-align: center;">  clock </div> <div style="text-align: center;">  window </div> </div>
Reading book	Reading with an adult	Read a book with an adult.
Pencil and paper	Project – Me in a Box 	Project – Me in a Box <ul style="list-style-type: none"> • Draw a picture of a special memory. It could be a holiday with your family, a special day at school or a birthday celebration. You choose! • Put the drawing in your 'Me in a Box' project box.
	Day 18 Wellbeing Challenge	Help an adult to do something in your home. Here are some ideas: <ul style="list-style-type: none"> • Tidy your bedroom. • Wash or dry the dishes. • Sort socks into pairs.
Sensory – Wake Up	Sensory Music	Sensory Music – Wake Up
Friday		
Coins, purse or pot, playdough, pencil and paper	Maths & Writing	Make food for a café Using your playdough, make some food to put in your café. 

		  <ul style="list-style-type: none"> • Put some money – 5p, 10p 20p etc - into a pot or purse. • Make a price label for each of your playdough food items. • Roleplay – visting the café. Ask an adult to visit your café to buy food. Tell how much it costs so they can pay for the food.
Reading book	Reading with an adult	Read a book with an adult.
	Speaking and Listening	<p>Play 'I spy' with your family.</p> <div style="display: flex; align-items: center;">  <div style="border: 1px solid black; padding: 5px; color: blue;"> I spy with my little eye, something beginning with 'c' ... </div> </div>
Paper, pencils, pens	Project - Me in a Box 	Project – Me in a Box  <p>Get your 'Me in a Box' project. Show all the items you have in the box to an adult and tell them what it is and why it is special to you. Talk about how you have decorated the outside of the box too.</p> <p>Write a postcard or draw a picture (or both) for a relative you haven't seen for a while. Put the postcard in your 'Me in a Box' project box.</p> <div style="border: 1px solid gray; padding: 10px; margin-top: 20px;"> <div style="display: flex; justify-content: space-between;"> <div style="width: 60%;"> <p><i>To Grandad</i></p> <p><i>I miss you so much. How are you?</i></p> <p><i>Love from</i></p> <p>_____</p> </div> <div style="width: 35%; border-left: 1px solid gray; padding-left: 10px;"> <p>Draw a picture here:</p>  </div> </div> </div>
Sensory – calming	Sensory Music	Sensory Music – Calming

Parents – Try this useful website: www.for2learn.com