


















Weekly Home Learning Tasks





W/C: 11 .5. 20 and 18.5.20







What you need	<p>Don't forget to read every day and do some exercise. Try the Joe Wicks daily PE lesson or BBC supermovers</p>	
	<p><u>Monday</u></p>	
<p>140g plain flour</p> <p>8 tablespoons caster sugar</p> <p>8 tablespoons cocoa powder</p> <p>$\frac{1}{2}$-teaspoon salt</p> <p>1-teaspoon baking powder</p> <p>8 tablespoons milk</p> <p>8 tablespoons vegetable oil</p> <p>2 tablespoons chopped chocolate</p>	<p>Maths</p>	<p style="text-align: center; font-weight: bold; color: blue;">Chocolate Cake in a Mug</p> <p>Ask an adult to help you make a 'Chocolate Cake in a Mug'. Get your ingredients together and make chocolate cake in mugs for your family.</p>  <p>Add the flour, baking powder, caster sugar and cocoa powder to the bowl and mix.</p> <p>Add the milk and vegetable oil and mix well using a whisk.</p> <p>Pour the mixture into 4 mugs and add some chopped chocolate.</p> <p>Put the mug in the middle of the microwave and cook on high for 80 - 90 seconds or until the cake has stopped rising and is firm to the touch.</p>
	<p>Day 11 Wellbeing Challenge</p>	<p>Share the delicious chocolate cake with your family. I hope you enjoy it!</p>



		
Reading book, photographs	Reading with an adult	<ul style="list-style-type: none"> • Read a book with an adult. • Talk about when you were a baby with an adult. • Can you find a photograph of yourself when you were younger? • Who is in the photo with you? • How does it make you feel to see yourself in a photograph?
	Project - Portraits	<p style="text-align: center;">Dressing up time!</p> <p>This week you will create portraits - pictures of people.</p> <div style="display: flex; justify-content: center; gap: 20px;">   </div> <p>Look at famous portraits with your family online. Choose one you like and find things around your home to recreate the picture. Don't forget to ask an adult to photograph your fabulous creation and send to your teacher!</p>
Sensory music 'Relaxing'	Sensory Music	Sensory Music – Relaxing
	<u>Tuesday</u>	
Card or paper and pen or pencil	Maths	<p style="text-align: center;">Making Numbers</p> <div style="text-align: center;">  </div> <ul style="list-style-type: none"> • Write out numbers 0-9 on paper or card, cut them up, then get an adult to place them on a table face down. • Take 2 numbers and put them together to make a 2-digit number. • Tell an adult what number you have

		<p>made.</p> <ul style="list-style-type: none"> • Take turns making 2-digit numbers. Who has made the biggest number? • Challenge: Try making 3 digit numbers.
Reading book	Reading with an adult	Read a book with an adult.
Birthday picture	Picture comprehension	Find a picture of a birthday party scene – this can be a family photo or online picture. Answer ‘who?’ ‘what?’ ‘where?’ ‘when?’ and ‘what doing?’ questions on the picture
Paper, pencil, mirror, pens or paints	Project - Portraits 	<p>Self-Portrait - Drawing Time!</p> <p>Today you are going to draw a self-portrait. Get your materials ready. You will need a mirror, pencil and paper.</p> <ul style="list-style-type: none"> • Look carefully at your face in the mirror and start to draw yourself. Start with a BIG oval for the head. • Make sure you are looking carefully at the shape of your eyes, nose and mouth. How about your hair? Is it long or short? • You can now add colour using pencils, pens or paint. You choose! • Show your family. Do they think it looks like you?
	Day12 Wellbeing Challenge	<p>Visit a virtual museum. Go online at https://artsandculture.google.com/exhibit/eye-to-i-self-portraits-from-1900-today/lgLygJNprGf3JA</p>  <p>Look at the self-portraits the famous artists have painted of themselves.</p>
Sensory – Wake Up	Sensory Music	Sensory Music - Wake Up
	<u>Wednesday</u>	
Digit cards 0-9	Maths	<p>More or Less Game</p>  <p>Using the digit cards you made on Tuesday, play the more or less game again.</p> <ul style="list-style-type: none"> • Place the number cards face down on a

		<p>table.</p> <ul style="list-style-type: none"> • Person 1 takes a numbers. • Person 2 guesses the number. • Person 1 gives a clue by calling out 'more' or 'less'.
Reading book	Reading with an adult	<p>Read a book with an adult.</p> <p>Talk about:</p> <p>Who is in the story.</p> <p>What they are doing.</p> <p>Where they are.</p> <div style="display: flex; justify-content: center; gap: 10px;"> <div style="border: 1px solid black; padding: 5px; text-align: center;">  who? </div> <div style="border: 1px solid black; padding: 5px; text-align: center;">  what doing? </div> <div style="border: 1px solid black; padding: 5px; text-align: center;">  where? </div> </div>
Junk for modelling, sticky tape or glue, scissors Paper, pencils, pens.	Project - Portraits	<p>Making a 3D portrait from junk</p> <p>Make a 3D portrait (head) using found objects.</p> <p>Find some junk in the kitchen – empty milk bottles, bottle tops, cardboard, plastic packaging. Ask an adult to help you make a head using the junk. Now you can decorate it using pens or paint.</p> <p>Challenge: can you make the head of an animal?</p> <div style="display: flex; justify-content: space-around; align-items: center;">    </div>
	Day 13 Wellbeing Challenge	<p>Help an adult to do something in your home. Here are some ideas:</p> <ul style="list-style-type: none"> • Tidy your bedroom. • Wash or dry the dishes. • Hang the wet washing.
Sensory – Calming	Sensory Music	Sensory Music – Calming
	<u>Thursday</u>	
Pencil and paper	Writing	<p>Help an adult to write a shopping list</p> 

		
	Maths	<p>Look at a supermarket website and find the price of each item on your shopping list. Write the amount next to the item on your list.</p> 
Reading book	Reading with an adult	Read a book with an adult.
Photographs of your family, Camera	Project - Portraits	<p style="text-align: center;">Photographs of My Family</p>  <p>Ask an adult if you can find some portrait photographs of people in your family. Choose your favourite photo and discuss:</p> <ul style="list-style-type: none"> • Who is in the photograph? • When was the photograph was taken? • Do you like the photo? <p>Now take some portrait photographs of your family. Make sure you only include their head and shoulders in the photograph.</p> 
Favourite film	Day 14 Wellbeing Challenge	Watch your favourite film with your family. Talk about the best part of the film.
Sensory – Uplifting Disney	Sensory Music	Sensory Music - Uplifting Disney
	Friday	
Pencil and paper	Writing	Ask an adult to help you write a menu of the food and snacks you will eat today at home.

		 <p>bread cheese eggs spinach potatoes raisins chocolate bar</p>															
Coins, purse or pot	<p>Maths</p>	<p>Paying for Snacks</p> <ul style="list-style-type: none"> Put some money – 5p, 10p 20p etc - into a pot or purse. Label your food menu with how much you think each item will cost. Throughout the day, ‘pay’ an adult for your snacks and food. Ask for help with receiving change. <table border="1" data-bbox="643 987 1370 1305"> <tr> <td>bread</td> <td>10p</td> <td rowspan="7">  </td> </tr> <tr> <td>cheese</td> <td>5p</td> </tr> <tr> <td>eggs</td> <td>8p</td> </tr> <tr> <td>spinach</td> <td>12p</td> </tr> <tr> <td>potatoes</td> <td>20p</td> </tr> <tr> <td>raisins</td> <td>15p</td> </tr> <tr> <td>chocolate bar</td> <td>18p</td> </tr> </table>	bread	10p		cheese	5p	eggs	8p	spinach	12p	potatoes	20p	raisins	15p	chocolate bar	18p
bread	10p																
cheese	5p																
eggs	8p																
spinach	12p																
potatoes	20p																
raisins	15p																
chocolate bar	18p																
Reading book	<p>Reading with an adult</p>	<p>Read a book with an adult.</p>															
	<p>Speaking and Listening</p>	<p>“I went to shop and bought...”</p> <div style="display: flex; justify-content: space-around; align-items: center;">   </div> <p><i>a,b,c,d,e,f,g...</i></p> <p>Each person takes it in turn to recall the previous objects bought and add their own, starting with an item beginning with ‘a’ then ‘b’ and carry on through the alphabet. Can you remember all the food items?</p> <p>‘I went to the shop and bought apples, bananas and crisps’.</p>															
‘Arcimboldo food art’	<p>Project-</p>	<p>Make Your Own Food Art</p>															

sheet, food in the kitchen	<p>Portraits</p> 	 <p>See sheet - Arcimboldo food art</p>
Sensory – Calming Disney	Sensory Music	Sensory Music – Calming Disney

Parents – Try this useful website: www.fo2learn.com